

Name: _____

1. Review

This is a called a _____ note.

This is a called a _____ note.

Each one lasts for _____ beats.

Each one lasts for _____ beats.




This is a called a _____ note.

This is a called a _____ note.


Each one lasts for _____ beats.

Each one lasts for _____ beats.




This is a called a _____ note.

Each one lasts for _____ beats.



2. Practice writing note values in common time (4 beats per measure). Use both the lines and the spaces of the staff.

Whole notes



Half notes

Where do the stems change direction?



Quarter notes




2


Eighth notes

Pairs of eighth notes are beamed together.

Sixteenth notes

Groups of sixteenth notes are beamed together to show beats.

3. Fill in the missing note values to create complete measures in common time.

Use only whole notes, half notes, and quarter notes.*Use only eighth notes and sixteenth notes.*

4. Create a piece of music!

Using all the note values you know, create a piece of music that lasts for four measures.